Baanza Academy · Learn and Earn

Know your scale

The four scales, the label, and how to choose. Keep this page with your scale.

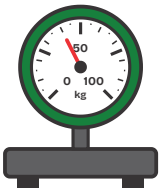

Dial scale

Needle on a dial, worked by a spring. No battery or light needed, so it works anywhere. A spring can wear: check it often (W5).



Digital scale

Numbers on a screen, small steps such as 50 g. Needs a battery or charging. Keep it dry.



Hanging scale

A hook for one sack at a time. Light to carry: good for collecting house to house. Hang it from something firm, sack hanging free.



Platform scale

A flat top on the floor for heavy sacks, bags and bales: the collection point and the yard. Many hold up to 300 kg. A whole lorry goes on a weighbridge.

Read the label. Max = the most it can weigh. **d** = the smallest step it shows. "Max 300 kg, d = 50 g" weighs up to 300 kg in steps of 50 g. Never load more than Max: the reading will be wrong and the scale can be damaged.

Choose. Pick a scale whose Max is above your heaviest load. For costly materials like aluminium and copper, pick a small step: every 100 g is real money.

Scales used for trade in Nigeria are verified by the Department of Weights and Measures, Federal Ministry of Industry, Trade and Investment.